

HURRICANE



PREPAREDNESS & EVACUATION INFORMATION

THINK – PLAN – ACT

2020

Hurricane Season June 1 – November 30

Forecasts

TROPICAL CLIMATE

- **Tropical Depression** – An organized system of clouds and thunderstorms with a defined surface circulation and maximum sustained winds * of 38 mph (33kt*) or less.
- **Tropical Storm** – An organized system of strong thunderstorms with a defined surface circulation and maximum sustained winds of 39-73 mph (34-36kt).
- **Hurricane** – An Intense tropical weather system of strong thunderstorms with a well-defined surface circulation and maximum sustained winds of 74 mph (64 kt) or higher.

Saffir-Simpson Scale

- Category 1:** Sustained winds of 74.95 mph
Storm Surge 4-5 ft
- Category 2:** Sustained winds of 96-110 mph
Storm Surge 6-8 ft
- Category 3:** Sustained winds of 111-130 mph
- Category 4:** Sustained winds of 131-155 mph
Storm Surge 13-18 ft
- Category 5:** Sustained winds of 155 + mph
Storm Surge 18+ ft
- Hurricane Watch** - A hurricane may strike your area within 24-48 hours

Preparation Plan ...

Be Prepared

Residents are urged to develop a disaster preparedness plan before an emergency strikes. Plan in advance where you will stay, how you will get there and what supplies you will take.

1. Make arrangements with friends or relatives living in a non-evacuation area or check into a hotel located inland: or, as a last resort, use a public shelter (see evacuation pickup sites under **EVACUATION**).
2. Have a transportation plan for emergencies.
3. Tell family or neighbors where you would go to stay in case of an emergency.
4. Don't leave your pet(s) behind make arrangements with a kennel or friend to care for your pet(s). There are Hotels that will accept pets with prior registration.

Before Evacuating Secure Your Home/Condo/Apartment

Take down and bring in any signs, tables, garbage cans, plants, furniture, umbrellas, and other loose and/or unsecured structures from outdoors, including all balconies.

Please keep the following in mind when preparing your home before evacuating:

- Fill Prescriptions and fill vehicle gas tanks
- Unplug TV/computer and bring antenna and satellite dish inside.
- Move furniture and electronics away from windows and cover with plastic.
- Turn refrigerator to its coolest setting
- Place valuables in waterproof containers and store in high place.

IMPORTANT RESOURCES

Manatee County
Emergency Management

https://www.mymanatee.org/departments/public_safety/emergency_management



Two-Week Supply of Necessary Items

Maintain a two-week supply of food and drink for when you return after a storm.

You may want to include the following items:

- Water and ice



- Special dietary need items
- Small container of canned meats, fruits, soups, etc.
- Dry cereal and cracker
- Granola, cereal, protein bars, nuts, peanut butter
- Canned or bottled juices
- Dry or non-refrigerated milk and baby formula

Survival Kit

Keep a kit at your home with the following items in it. Some of these items will be needed to secure your home, some you will take with you when you evacuate, and others will be needed once the storm has passed and you are allowed to re-occupy your home.

Radio/TV/Fan (battery powered)

Flashlights

Batteries

Can Opener

Seasonal Clothing

Blanket & Pillows

Mosquito/Insect Repellent

Matches, Lantern or Lighter

Prescription Medicines

First Aid Kit

Baby Diapers & Incontinent pads (if applicable)

Toiletries

Spare Keys to Home & Vehicle

Fuel (stored in approved container)

Fire Extinguisher

Map of the area

Emergency cooking facilities

Propane for gas grills

Cash – small bills as the power will prevent credit card usage

PETS – Do Not Leave Your Pet at Home

The survival of you and your pets could depend on your personal disaster plan. Write it down. In times of emergency, overlooking important tasks is easy. Know if you are in an evacuation zone, and when you will evacuate (NOTE: ALL mobile home residents are required to evacuate at any level of a hurricane.) Even if you live in a non-flood zone, have a contingency plan in case you are required to evacuate for other types of emergencies.

List all the survival items you will need for your pets. Purchase supplies for at least two weeks. Travel will likely be very difficult and unsafe. Getting any additional supplies after the storm arrives maybe impossible for several days.

When you are planning for your evacuation, the location you are planning to go to should be as close to home as is safely possible. The highways will be crowded, making long distance travel difficult. Some motels and hotels will allow pets during declared evacuations if they are properly confined in a carrier or cage. Check with your preferred motel or hotel before evacuating to be sure your pet will be welcome. A limited number of private boarding facilities are available for your pets if you cannot evacuate with them. Remember to choose a boarding facility located close to your evacuation route as travel will be at best, difficult.

Pet Supply Kit

Medication and medical records and a first aid kit.

Study leashes, harnesses, and/or carriers to transport pet safely and ensure that you animals can't escape.

Food, portable water bowls, cat litter/pan, and can opener.

Current pet photo in case they get lost.

Information on deeding schedules, medical conditions, behavior problems.

Name and number of your veterinarian in case you have to foster or board your pets.

Pet beds and toys, if easily transportable.

Additional items may be needed per your personal necessities

SHELTERS

- **Shelter openings vary with each emergency.** These shelters are hurricane evacuation shelters, not tornado shelters, cold weather shelters or flood shelters.
- Stay tuned to local media to determine which shelters are open. Shelters only open when all other local resources are expected to be expended.
- Be aware of which shelters are pet friendly. If you plan to go to a pet-friendly shelter, please be familiar with the Pet Requirements for Shelters in advance.
- Sign up for the [Special Needs Registry](#) if you do not have transportation to get to a shelter and will need assistance.
- Public shelters should be a last option. It is always recommended to stay with family and friends if possible when you're told to evacuate.

Do not go to the shelter until local officials announce, through the media, that the shelter is open.



Emergency Evacuation Pick-up Sites

Varies depending news reports. Please listen to your local news for updated information on emergency evacuation pick-up sites.

IMPORTANT RESOURCES

Manatee County
Emergency Management
941-749-3500

https://www.mymanatee.org/departments/public_safety/emergency_management



Emergency

Emergency Management
American Red Cross
Highway Patrol
Sheriff
Price Gouging Hotline
Florida Highway Patrol (from any cell)
FPL (Report an Outage)
Poison Control
FEMA

911

941-749-3500
941-792-8686
941-751-8350
941-747-9011
866-966-7226
*FHP
800-468-8243
800-222-1222
800-621-3362

Special Needs and Emergency Evacuation




The medical special needs shelter is available for people who need medical assistance and cannot stay at a general shelter but do not require hospital or nursing care. Transportation assistance is available to the medical special needs shelter. **You must apply for the medical special needs shelter each year.** Sending the application does not automatically grant entry into the medical special needs shelter. Sometimes your medical needs cannot be handled at the medical special needs shelter and you will need to work with your care team on what is best for you to do during a storm.

Remember that the medical special needs shelter is NOT a hospital. Public school buildings are used for the medical special needs shelter. There are no hospital beds or doctors. You must bring all your medicine, bedding, and medical supplies with you. You must be able to use a cot, chair, or floor mattress. Because shelter life can be very difficult, you should try to make plans to stay with family or friends before applying for the medical special needs shelter.

Transportation assistance is a free service but **you must register each year, well before an emergency event.** Should there be an emergency requiring an evacuation, Manatee County will pick you up in a bus or handy bus and take you to a general shelter.

Link: [special needs registry](#)

SHELTER INFO - REFER TO MAP

NO.	SHELTER NAME	ADDRESS
18	BAYSHORE ELEMENTARY SCHOOL	6120 26TH STREET WEST, BRADENTON
19	 BRADEN RIVER HIGH SCHOOL	6545 SR 70 EAST, BRADENTON
13	BRADEN RIVER MIDDLE SCHOOL	6215 RIVER CLUB BLVD., BRADENTON
24	BUFFALO CREEK MIDDLE SCHOOL	7320 69TH STREET EAST, PALMETTO
28	DAUGHTREY ELEMENTARY SCHOOL	515 63RD AVE. EAST, BRADENTON
2	FREEDOM ELEMENTARY SCHOOL	9515 STATE ROAD 64 EAST, BRADENTON
25	GULLETT ELEMENTARY SCHOOL	12125 44TH AVE. EAST, BRADENTON
11	HAILE MIDDLE SCHOOL	9501 STATE ROAD 64 EAST, BRADENTON
3	HARVEY ELEMENTARY SCHOOL	8610 115TH AVE. EAST, PARRISH
15	JOHNSON-WAKELAND SCHOOL OF IB	2121 26TH AVE. EAST, BRADENTON
17	KINNAN ELEMENTARY SCHOOL	3415 TALLEVAST ROAD, SARASOTA
4	LEE MIDDLE SCHOOL	4000 53RD AVENUE WEST, BRADENTON
6	 MANATEE HIGH SCHOOL	902 33RD STREET COURT WEST, BRADENTON
5	MCNEAL ELEMENTARY SCHOOL	6325 LORRAINE ROAD, BRADENTON
26	MILLER ELEMENTARY SCHOOL	601 43RD STREET WEST, BRADENTON
20	 MILLS ELEMENTARY SCHOOL	7200 69TH STREET EAST, PALMETTO
7	MYAKKA CITY ELEMENTARY SCHOOL	37205 MANATEE AVE., MYAKKA CITY
14	ONECO ELEMENTARY SCHOOL	5214 22ND STREET COURT EAST, BRADENTON
22	PRINE ELEMENTARY SCHOOL	3801 SOUTHERN PARKWAY, BRADENTON
9	RODGERS GARDEN ELEMENTARY SCHOOL	515 13TH AVE WEST, BRADENTON
1	SEABREEZE ELEMENTARY SCHOOL	3601 71ST STREET WEST, BRADENTON
8	TILLMAN ELEMENTARY SCHOOL	1415 29TH STREET EAST, PALMETTO
27	WILLIAMS ELEMENTARY SCHOOL	3404 FORT HAMER ROAD, PARRISH
23	WILLIS ELEMENTARY SCHOOL	14705 THE MASTERS AVENUE, BRADENTON
12	WITT ELEMENTARY SCHOOL	200 RYE ROAD, BRADENTON



Pet-Friendly Shelter

Shelter openings vary with each emergency. Shelter openings will differ by size and intensity of a disaster. **Do not go to the shelter until local officials announce that the shelter is open.**

Stay tuned to local media and the County website for a listing of shelters, to include the Pet-Friendly Shelters, which will be opened for an event.



TELEVISION

WFLA - CH. 8
 WTSP - CH. 10
 WTVT - CH. 13
 WFTS - CH. 28
 WWSB - CH. 40
 WBSV - CH. 62
 BAY NEWS 9



RADIO

WFLA - 970 AM
 WWPR - 1490 AM
 WJIS - 88.1 FM
 WXTQ - 106.5 FM

WHAT TO BRING FOR SMALL CHILDREN

- Please bring age appropriate items for your child
- Baby food jars- combination of vegetables, fruits, cereals, & meats
- Cereal (child age specific)
- Favorite healthy snacks
- Diaper wipes
- Diapers / pull-ups
- Formula (powered and/or ready-made)
- Oral electrolyte solution, such as Pedialyte
- Juice boxes
- Baby bottles
- Baby feeding spoons
- Nipples for baby bottles
- Diaper rash ointment
- Disposable changing pads
- Infant bathing basin, wash cloths and towels
- Infant hat and booties
- Lightweight blankets
- Portable crib
- Toddler potty seat
- Small toys that do not make noise such as books, cards, puzzles, handheld games with extra batteries
- Any special item that the child may be attached to that provides comfort

Bel Mare Condominium Association

Phone: 941-729-5891

Fax: 941-721-7982

HURRICANE PROCEDURES

Hurricane Season is June 1-November 30

Dear Residents:

We composed an alphabetical outline of hurricane procedures for **Bel Mare Condominium Association** and how they will affect your family. Make plans now on where you plan to stay. Stock up on food items; water (1 gallon per day per person); flash lights; battery powered radio; first aid kit; and prescription medications to avert the rush at the stores.

ELECTRICITY/ AIR CONDITIONING:

In the event there is loss of electric, the air conditioning will shut down until power is restored. This will be an inconvenience to those planning to stay in the condominium building. We are informing you now so that you can make alternative plans. Please make sure each person in your household has a flashlight available to them for use. **KEEP A FLASHLIGHT READY FOR EXITING DOWN HALLS AND STAIRSCASE.**

BALCONIES:

Remove all furniture from balcony: potted plants, tables, chairs and anything affixed to the walls during a hurricane "WATCH". If you are not going to be in the residence please make arrangements to get everything off your balcony by someone other than a member of our staff. In the event any damages are caused due to any flying object coming from your unit the unit owner will be solely responsible for any cost incurred.

DELIVERIES:

No deliveries will be allowed once we are in hurricane "WARNING; WATCH" please re-schedule any pending as all delivery trucks will be turned away.

ELEVATORS:

Condominium Residents: Passenger elevators may shut down during power outages. We recommend you **DO NOT USE THE ELEVATOR**. Once the winds exceed 70 MPH there is a possibility of the doors getting stuck due to the suction in the shaft. Please use the stairs after that point. We suggest you stay in your unit until the winds go below 70 MPH (Tropical Storm Status).

EMERGENCY SERVICES:

Emergency services will probably not be available in a timely fashion, if at all, due to impassable roadways and they prioritize those most in need. If you have a medical condition that could warrant a need, you might want to consider other arrangements until after the storm. The emergency generator only runs two elevators, limited hallway lights and stairwell lights for eight hours. There will be no electricity in the units once we lose FPL service. Plan accordingly.

EVACUATION:

Mandatory evacuation, if necessary, will be mandated by the local authorities. Complete all storm preparations and follow local emergency management official's advice. In addition, fallen trees could make the roadways impassable.

There are some local hotels/motels that will keep an open reservation on your credit card and activate the reservation when we are in hurricane WATCH. Consult the yellow pages of your Century Link Directory.

HURRICANE "WATCH":

This is when conditions are possible in the specified area and can affect more than 100 miles of coastline. Evacuation zones are identified by the likelihood of being flooded by this rising water.

HURRICANE "WARNING":

This is when hurricane conditions are expected in the specified area of the warning within twenty-four (24) hours of landfall. Complete all storm preparations and immediately follow local emergency management official's advice about evacuating dangerous or low-lying locations.

INSURANCE:

Pictures and videos of the contents to your unit are crucial if you need to put in a claim to your insurance company. Also, copies of warranty booklets with model and serial numbers of your personal property should be kept with the pictures. If you are leaving your unit, it is advisable to take copies of your pictures and policies with you. In the event your local agent is not available, make sure you have a corporate headquarters office telephone number to call.

ENTRY:

“WARNING.”

Make sure you have proper ID to enter back to your community through the Bel Mare gatehouse.

GUESTS:

Guests should be kept at a minimal when a Hurricane Warning is issued and after the storm has passed until the building is fully operational again.

LEAVING YOUR UNIT:

We advise you to call family members and let them know where you are going **before** you leave because phone service might be out, due to high winds, by the time you get to your destination. (See EVACUATION section above).

NON-RESIDENT OWNERS:

If you are not in residence, you need to note the following:

1. The staff will not have time to check your unit. Please make a plan for a relative, friend or neighbor (advise Management of items left out on the balcony area) to check your unit before and after the storm. Make sure your sliding doors are secured by placing the handles together or placing a stick in the track.
2. Make sure your main ball valve that closes the water to your unit inside you're A/C closet is operational. Also shut the breaker to your hot water heater.
3. Make sure the sliding glass doors are securely LOCKED.

PETS:

Most shelters do not permit pets. Please call Palm Beach County answer center at **561-355-1125** to receive information and an application. Pets cannot be left in the unit unattended. Should you decide to leave the country Please make proper arrangements with your vet, kennel, friends or family to care for your pet.

POOL AND JACUZZI:

The pool furniture will be stored during hurricane “WATCH”. If you plan on using the pool area, we apologize for the inconvenience of not having chairs on the pool deck available. The pool will be chlorinated during hurricane “WATCH” and will remain out of commission for at least two (2) days after the storm.

RECOVERY AFTER THE STORM:

After the storm, roadways may be impassable making it impossible to return to the building. The landscaping crew, once they are able to return to work, will make a diligent effort to clear the roadways. Electricity and water may not be available. The emergency generator will probably be out of fuel causing lack of elevators, stairwell lights and hallway lights. You should have water on hand to carry you through until services are restored.

RETURNING TO THE PROPERTY:

Please be patient; officials' priority is public safety. Listen to the local news media for possible road closures and curfews. A reoccupation order can take hours, days or even weeks depending on the severity of damage to the roads, bridges and buildings. **After the order for reoccupation is issued, you will have to provide proof of residency (driver's license and/or utility bill with current Naples address)** this is to protect your home and/or business from unwelcome visitors.

SHELTER FOR EVACUATION:

The public shelters are far from comfortable. You must bring a bed roll, pillow, food for at least three meals, flash lights, toilet paper, personal hygiene products, diapers, and water for each person in your family. The supply of food is limited and might not be to your liking.

STAFF:

The Castle Group property manager will only be available for short period once a hurricane "WATCH" is issued. When the building is in hurricane "WARNING", all staff persons will be on their way home. Key personnel will stay on a voluntary basis only and as time permits them to reach their homes safely. **Only personnel present would be Security until the storm has passed.**

Please remember, the staff must secure their own homes and families.

WATER

If you are staying in your unit, you might lose water pressure due to the County's lack of service or loss of electric for the pump stations. Keep at least one gallon of water per person for each day. A two-week supply is prudent. Clean your tub with bleach and fill your tub for cooking, washing and to flush your toilets.

We hope this pamphlet has been informative and will assist you during storm preparations.

Good Luck!